


Woodland Eco Towers - Sherwood Plus (Plastic Slide)

QWDSHE004



Play Value



Materials & Guarantees

Timber Poles (Out of Ground) - 20 Years

Steel Ground Fixings - 20 Years

Structural Stainless Steel - 25 Years

Sawn Timber - 15 Years

Colour Coated Steelwork - 5 Years

Compact Grade Laminate - 10 Years

Plastic Slides - 5 Years

Bolts - 10 Years

Plastic Components - 5 Years

- 1.1m Tower
- 2 No. 1.5m Tower
- 1.9m Angled Tower (Incl. Net & Climbing Wall)
- 1.5m Plastic Slide
- 1.9m Plastic Tube Slide
- 1.5m Tilted Climber
- 1.5m Striding Stilts Access
- 1.1m Inclined Access
- Inclined Net Bridge
- Inclined Woodland Bridge
- 1.5m Balance Bridge
- 1.1m Scramble Net
- 1.1m Pole Slide
- Rope Hammock
- Net Seat
- 2 No. Timber Bench

Dive into endless fun with this dynamic unit, teeming with excitement, variety, and limitless imagination! A diverse range of challenging activities guarantees hours of entertainment for children. With three slides to explore, it's a hub of action and the ultimate playground unit!

WOODLAND ECO TOWERS

PlaydaleTM
Playgrounds

Fixing Options



Roof Options



Equipment Dimensions

Length / Width / Height	9.4m x 9.9m x 3.7m
-------------------------	--------------------

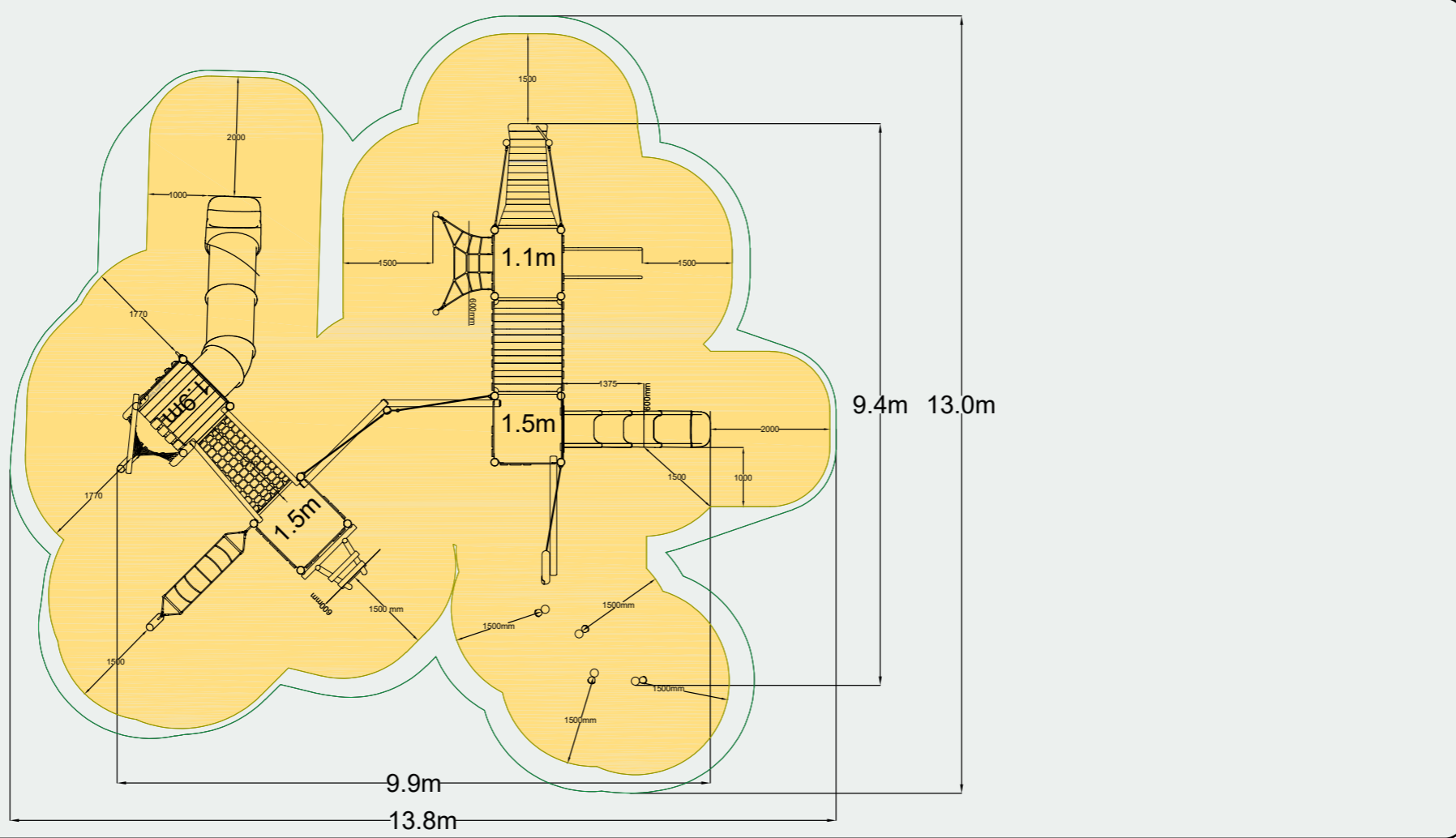
Surfacing and Area Required

Recommended Minimum Space	13m x 13.8m x 4.9m
Max Gradient of Ground	1 in 50
Free Height of Fall	1.9m
Synthetic Surfacing Area	115m ²
Loosefill @ 250mm Depth	34m ³
Grasslok (1m x 1m Tiles)	130.5m ²

Installation Information

Installation Time	2 Persons 42 Hours
Overall Weight	1245kg
Heaviest Part	72kg
Largest Part	4.2m x 1m x 0.95m
Longest Part	4.7m
Concrete Required	2.3m ³


Plan View



**EN1176
Impact Area**



**Recommended
Minimum Space**



**Free
Space**



**Synthetic
Surfacing**



Side Elevation

